

◀ BIFACIAL DUAL GLASS ▶



**DESERV[®] EXTREME 144X
560 WP - 600 WP**



OUTPUT
Up to 600 Wp



EFFICIENCY
UP TO 23.26%



**TEMPERATURE
COEFFICIENT -0.29 %/°C**



WARRANTY
12-year of product
30-year of power output

*Module image for representation purpose only **DESERV[®]**

World-class products, Made in India

- **Smart:** High module efficiency with 144X half-cut Mono crystalline Bi-facial TopCon Solar Cell
- **Modern:** Processed on state-of-the-art technology production lines
- **Dependable:** Use of highest quality raw materials coupled with rigorous in-house testing
- **Versatile:** Suitable for Utility, Rooftop, and other general applications

Certifications:

- IEC Compliant
- IMS Certified Company - ISO 9001: 2015
- OHSAS 45001: 2018
- EMS - ISO 14001: 2015
- Independently audited by SOLARBUYER
- BIS Number R-63000760 (560 Wp-600 Wp)



RenewSys is the first integrated manufacturer of Solar PV Modules and its key components - Encapsulants (EVA and POE), Backsheets and Solar PV Cells. We have a global presence with offices in India, Mauritius, Nigeria, South Africa, Singapore, UAE, representatives in Europe, USA, Mexico, and an evolving distributor network.

Registered Office: Unit No. 607, 6th Floor, Trade Center, Bandra-Kurla Complex, Bandra East, Mumbai - 400 051, Maharashtra, India.

Factory: Plot No. E-141, Additional Patalganga MIDC Industrial Area, Village - Karade Khurd, Taluka Panvel, District Raigad - 410 206, Maharashtra, India.

Factory: Plot No.6, Survey # 114/P, Srinagar Village, Maheshwaram Mandal, Dist - Rangareddy, Hyderabad - 501 359, Telangana, India.

DESERV Extreme 144 Bi-Facial Gain @Different Albedo (%)												
	Pm (Wp)	Vmp (V)	Imp (A)	Voc (V)	Isc (A)	Efficiency (%)	Pm (Wp)	Vmp (V)	Imp (A)	Voc (V)	Isc (A)	Efficiency (%)
Front @STC	560	42.65	13.14	52.02	13.69	21.71	565	42.87	13.19	52.30	13.75	21.90
5%	588	42.65	13.79	52.02	14.34	22.79	593.25	42.87	13.84	52.30	14.39	23.00
10%	616	42.65	14.44	52.02	14.99	23.88	621.5	42.87	14.50	52.30	15.05	24.09
20%	672	42.65	15.76	52.02	16.31	26.05	678	42.87	15.82	52.30	16.37	26.28

Physical Parameters	
No. of cells	144
Module dimension (mm)	2277 X 1133 (± 2)
Module thickness (mm)	35
Approximate weight (kg)	31.5

Front @STC	570	43.05	13.24	52.50	13.80	22.09	575	43.28	13.29	52.78	13.85	22.29
5%	598.5	43.05	13.90	52.50	14.45	23.20	603.75	43.28	13.95	52.78	14.50	23.40
10%	627	43.05	14.56	52.50	15.12	24.30	632.5	43.28	14.61	52.78	15.17	24.52
20%	684	43.05	15.89	52.50	16.44	26.51	690	43.28	15.94	52.78	16.50	26.75

Front @STC	580	43.50	13.34	53.03	13.89	22.48	585	43.74	13.38	53.27	13.93	22.68
5%	609	43.50	14.00	53.03	14.55	23.61	614.25	43.74	14.04	53.27	14.59	23.81
10%	638	43.50	14.67	53.03	15.21	24.73	643.5	43.74	14.71	53.27	15.26	24.94
20%	696	43.50	16.00	53.03	16.55	26.98	702	43.74	16.05	53.27	16.59	27.21

Front @STC	590	43.93	13.44	53.51	13.97	22.87	595	44.16	13.48	53.75	14.01	23.06
5%	619.5	43.93	14.10	53.51	14.63	24.01	624.75	44.16	14.15	53.75	14.67	24.22
10%	649	43.93	14.77	53.51	15.30	25.16	654.5	44.16	14.82	53.75	15.35	25.37
20%	708	43.93	16.12	53.51	16.64	27.44	714	44.16	16.17	53.75	16.69	27.68

Operating Conditions	
Temperature, °C	-40 to +85
Max. system voltage, Vdc	1500
Hail impact velocity, m/sec	23
Max. surface load capacity, Pa	5400
Max. wind speed capacity, Pa	2400
Series fuse rating, A	30

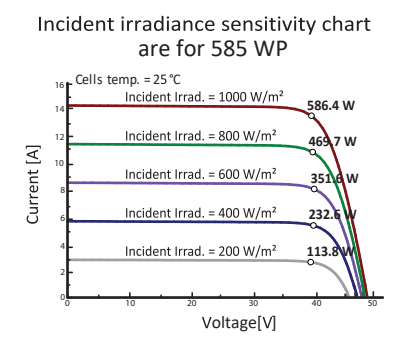
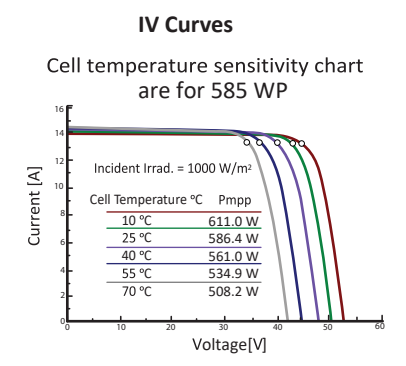
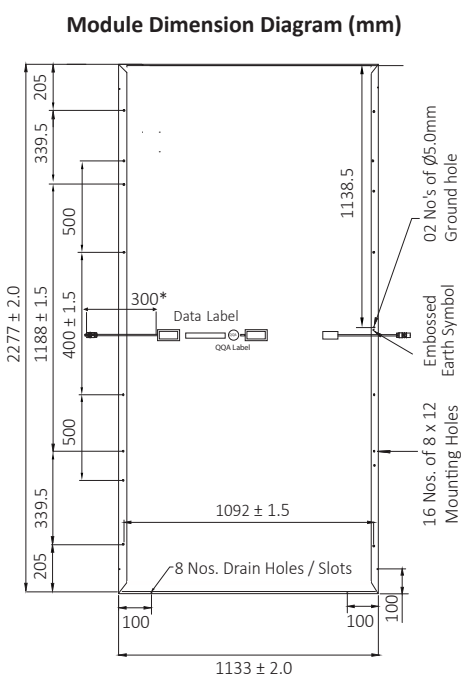
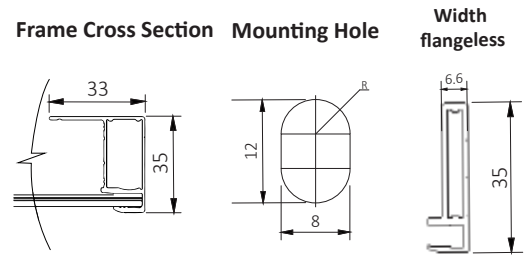
Mechanical Characteristics	
Cable	No. 12 AWG, 4mm ² , (300mm Standard)
PV Connectors	MC4 Compatible
Frame	Anodized Aluminum Alloy
Junction box	IP68 Split junction box with 3 bypass diodes
Glass (front)	2.0mm AR Coated Semi Tempered Glass
Glass (back)	2.0mm Semi Tempered Glass.

NOCT (Wp) at 45 ± 2 °C @800 W/m ²	560	565	570	575	580	585	590	595	600
Pmax (W)	416.77	420.49	424.21	427.93	431.65	435.38	439.10	442.82	446.54
Max. power voltage (Vmp), V	39.01	39.21	39.38	39.58	39.78	40.00	40.18	40.39	40.58
Max. power current (Imp), A	10.69	10.74	10.78	10.82	10.86	10.89	10.94	10.97	11.01
Open circuit voltage (Voc), V	48.37	48.63	48.82	49.08	49.30	49.53	49.76	49.98	50.21
Short circuit current (Isc), A	11.18	11.23	11.27	11.31	11.34	11.38	11.41	11.44	11.47

Bi-faciality factor: 70 ± 5%

Cell Temperature Coefficient	Bi-Facial
Open circuit voltage	- 0.25 % / °C
Short circuit current	+0.05 % / °C
Peak power	- 0.29 % / °C

Test uncertainty for Pmax ± 3%
Bi-facial gain subject to mounting structure specifications and albedo % of ground



-Please refer to the installation manual for detailed information.

*Due to continuous product updation, specifications may change without notice. Kindly refer to the website for latest information: www.renewsysworld.com

*Recycle Responsibility/RenewSys recommends recycling in accordance with local government e-waste notifications.

*Standard frame : Width side frame cross section is flange less, Flange is available on request.