


RESERV® 624 Series L1

RenewSys production processes are automated from the incoming silicon wafer inspection/classification to the final cell sorting. The surface of **RESERV 624** cells are processed through acid texturization and have an isotropically textured surface. The cells are manufactured and tested for optimum performance and processing characteristics. Our Quality Control systems include checking every cell for mechanical faults, apart from electrical performance.

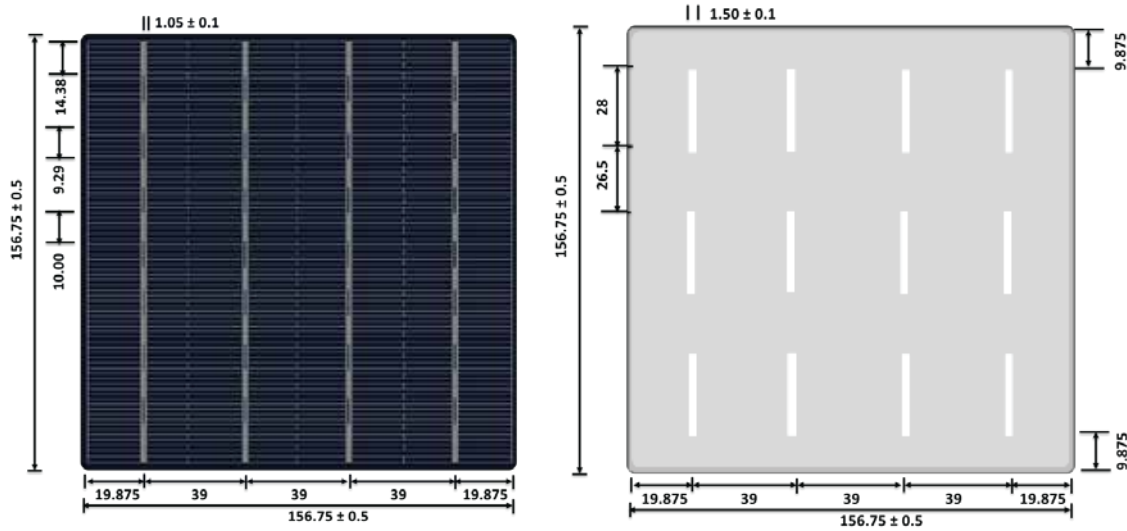
Features

Product	Multi Crystalline Silicon Solar Cell
Substrate	P-type Multi Crystalline Silicon Wafer
Device Structure	n ⁺ / p / p ⁺
Dimensions	Size: 156.75mm x 156.75mm +/- 0.5mm Average Thickness: 200 +/- 20µm
Front	Blue Anti-Reflective Coating (Silicon Nitride) Acid textured surface 1.05 ± 0.1 mm Silver bus bars Negative pole (-)
Back	Full-surface Aluminum BSF 1.50 ± 0.1 mm Silver bus bars Positive pole (+)



- High Conversion Efficiency
- Good Color Uniformity
- Statistical Process Control
- PID Free
- Focused in house R & D
- ISO 9001 Certified

Cell Layout



Specifications are in mm

Front View

Back View

Electrical Data *

Part No	Class	Efficiency Range (%)	Rated Power (Wp)	Max. Power Current I_{mpp} (A)	Short Circuit Current I_{sc} (A)	Max. Power Voltage V_{mpp} (V)	Open Circuit Voltage V_{oc} (V)	Fill Factor (%)
RESERV-624L1-1840	184	18.40 - 18.50	4.53	8.310	8.910	0.545	0.641	79.30
RESERV-624L1-1830	183	18.30 - 18.40	4.50	8.295	8.880	0.542	0.639	79.27
RESERV-624L1-1820	182	18.20 - 18.30	4.48	8.291	8.865	0.540	0.637	79.31
RESERV-624L1-1810	181	18.10 - 18.20	4.46	8.277	8.852	0.538	0.635	79.23
RESERV-624L1-1800	180	18.00 - 18.10	4.43	8.264	8.840	0.537	0.634	79.13
RESERV-624L1-1790	179	17.90 - 18.00	4.41	8.248	8.822	0.535	0.632	79.06
RESERV-624L1-1780	178	17.80 - 17.90	4.39	8.231	8.806	0.533	0.631	78.97
RESERV-624L1-1770	177	17.70 - 17.80	4.36	8.214	8.793	0.531	0.629	78.86
RESERV-624L1-1760	176	17.60 - 17.70	4.34	8.195	8.783	0.529	0.628	78.69
RESERV-624L1-1750	175	17.50 - 17.60	4.31	8.171	8.779	0.528	0.626	78.44
RESERV-624L1-1740	174	17.40 - 17.50	4.29	8.145	8.770	0.527	0.625	78.20
RESERV-624L1-1730	173	17.30 - 17.40	4.26	8.114	8.760	0.526	0.625	77.88
RESERV-624L1-1720	172	17.20 - 17.30	4.24	8.086	8.754	0.524	0.624	77.62
RESERV-624L1-1710	171	17.10 - 17.20	4.21	8.056	8.748	0.523	0.623	77.27
RESERV-624L1-1700	170	17.00 - 17.10	4.19	8.020	8.716	0.523	0.623	77.15

* Data under standard testing conditions (STC): 1000 W/m², 25 °C, AM 1.5 (Average accuracy is +/-1.5% rel.).

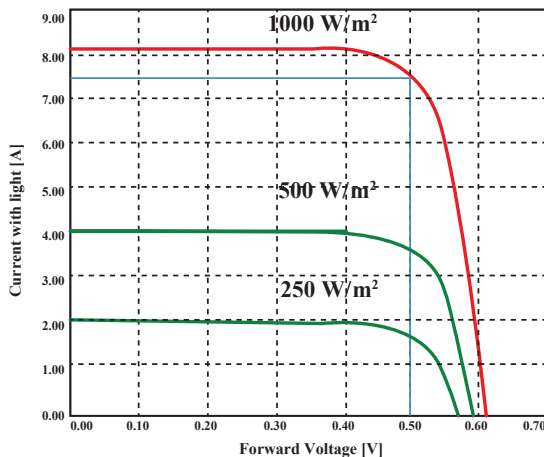
Temperature Coefficients

Voltage - 0.3138 % / K

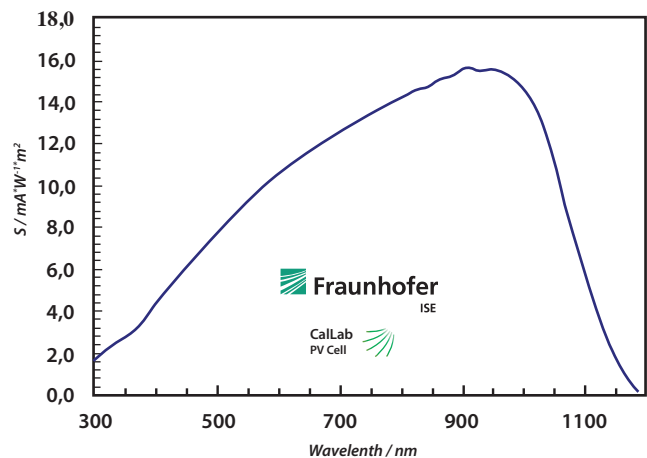
Current + 0.0415 % / K

Power -0.3962 % / K

IV Curve



Spectral Response



Process Recommendation

Solder Joint: Copper ribbons coated with 15-30 μm of Sn/Pb (60%/40%).

Soldering results may differ due to different flux, ribbons, soldering methods and parameters.

Disclaimer: Specifications and data are subject to change without prior notice.